

# Introductie in Duurzame Stedelijke Ontwikkeling

Gastcollege Helicon MBO Tilburg

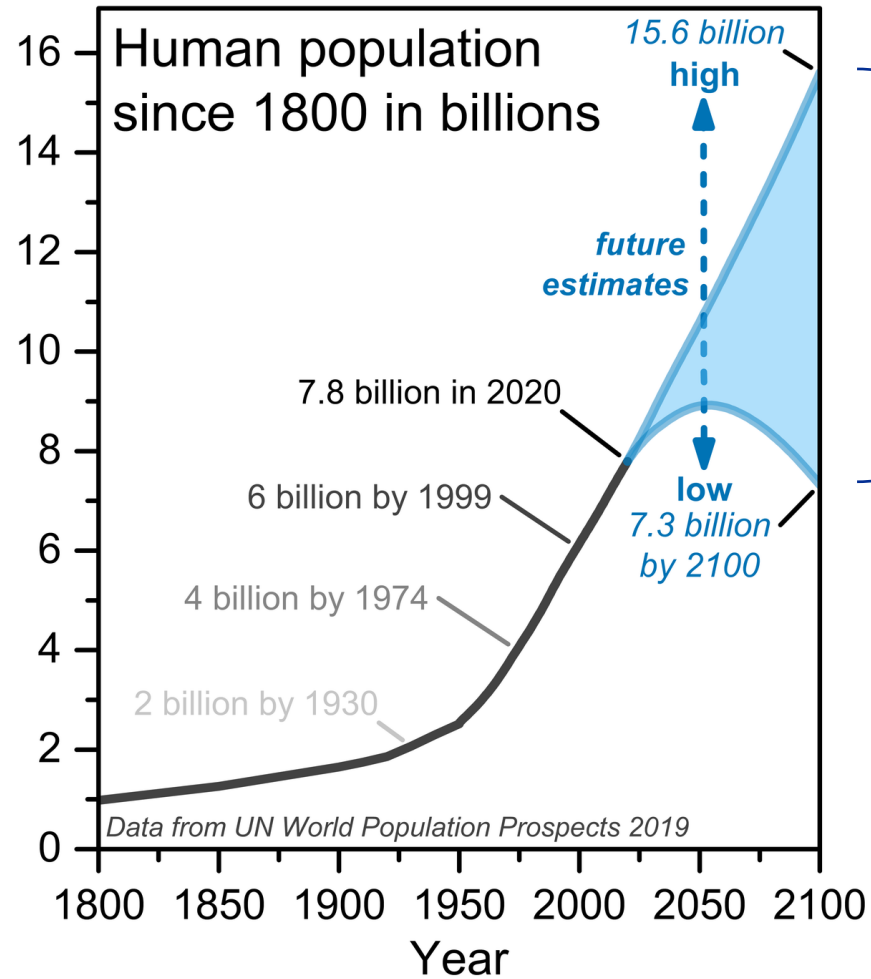
Dirk van der Ven

CINO, World of Walas

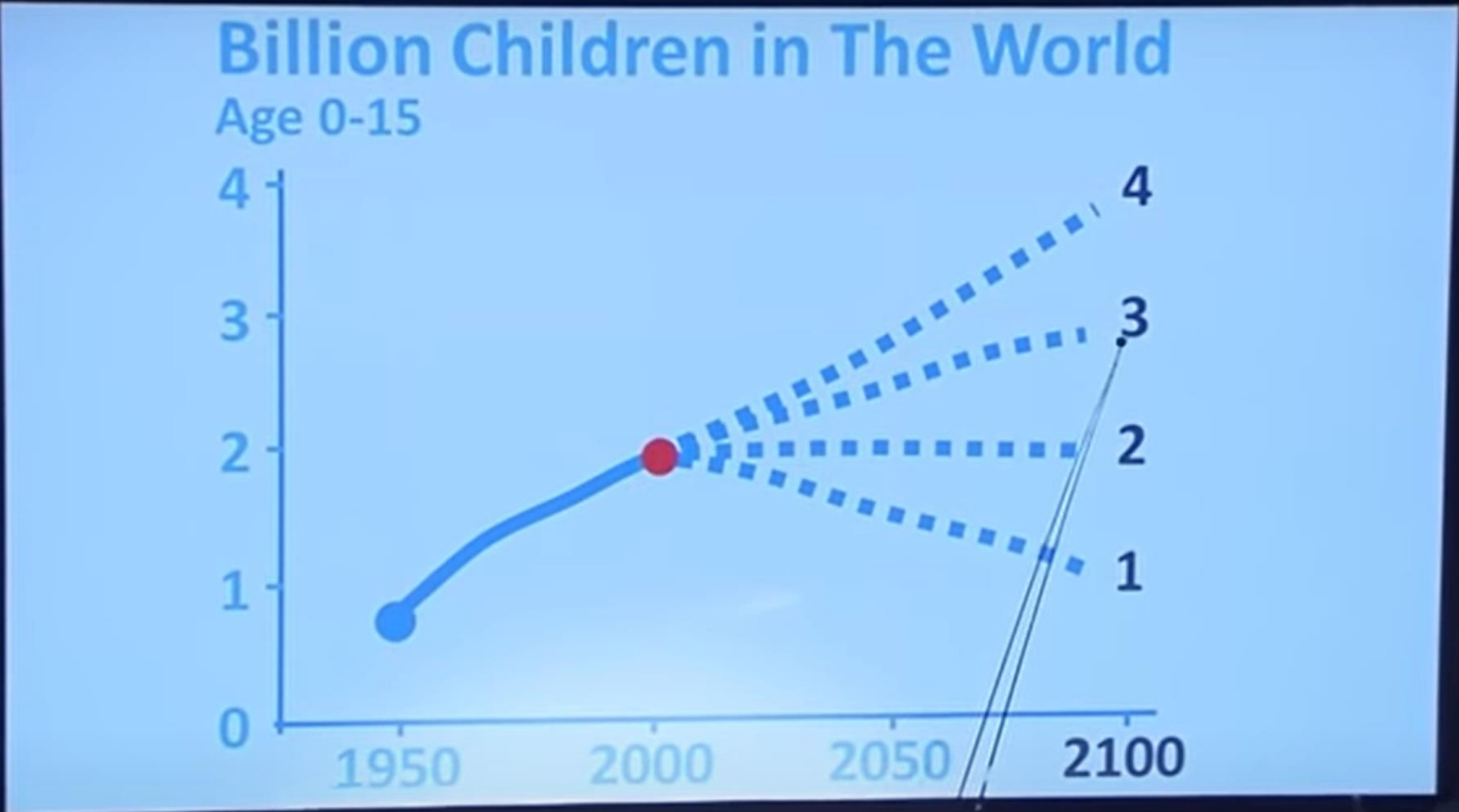


- Ben je niet aan het woord, zet dan je microfoon uit
- Zet je camera aan alleen als je aan het woord bent
- De groep is groot, reageren/opmerkingen/vragen graag via de chat

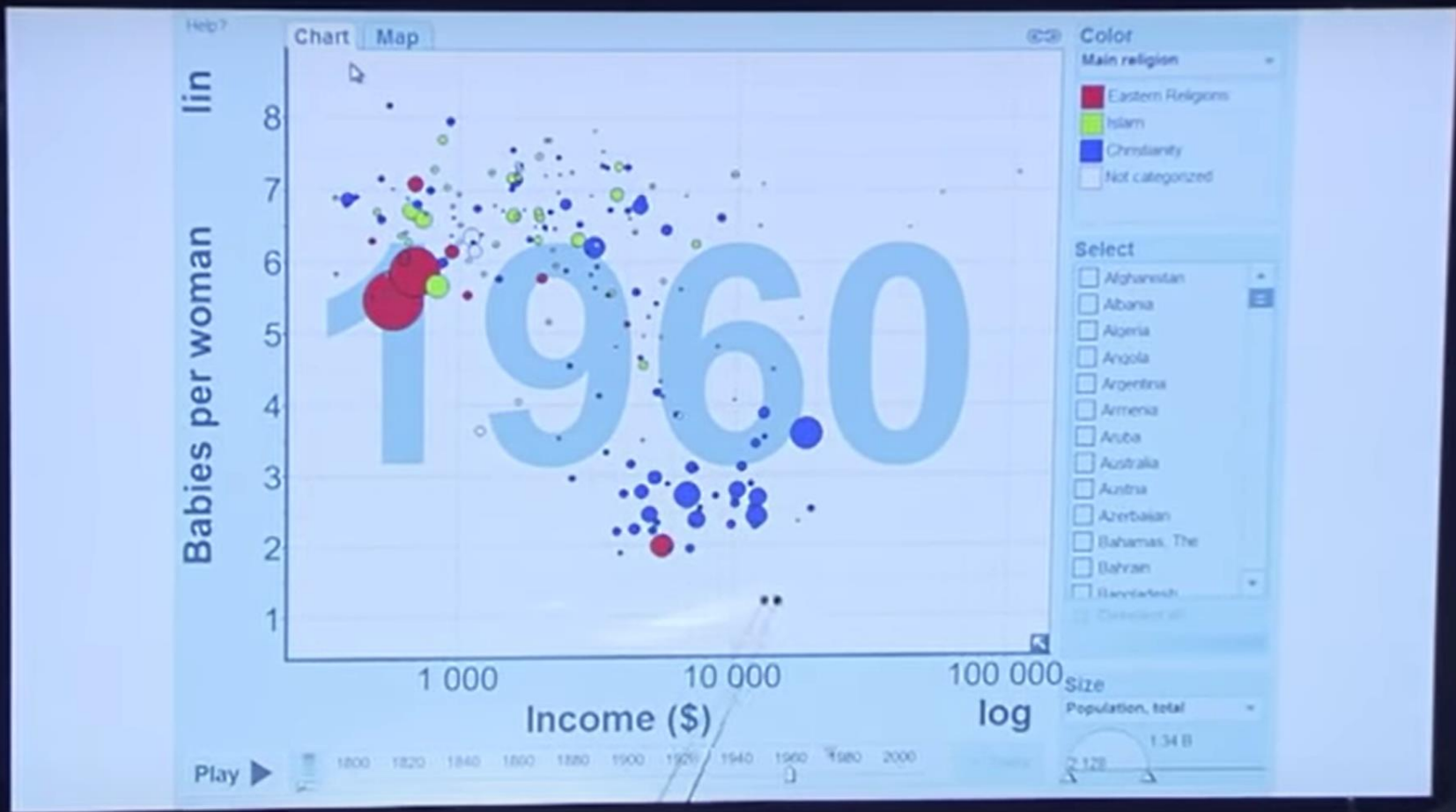




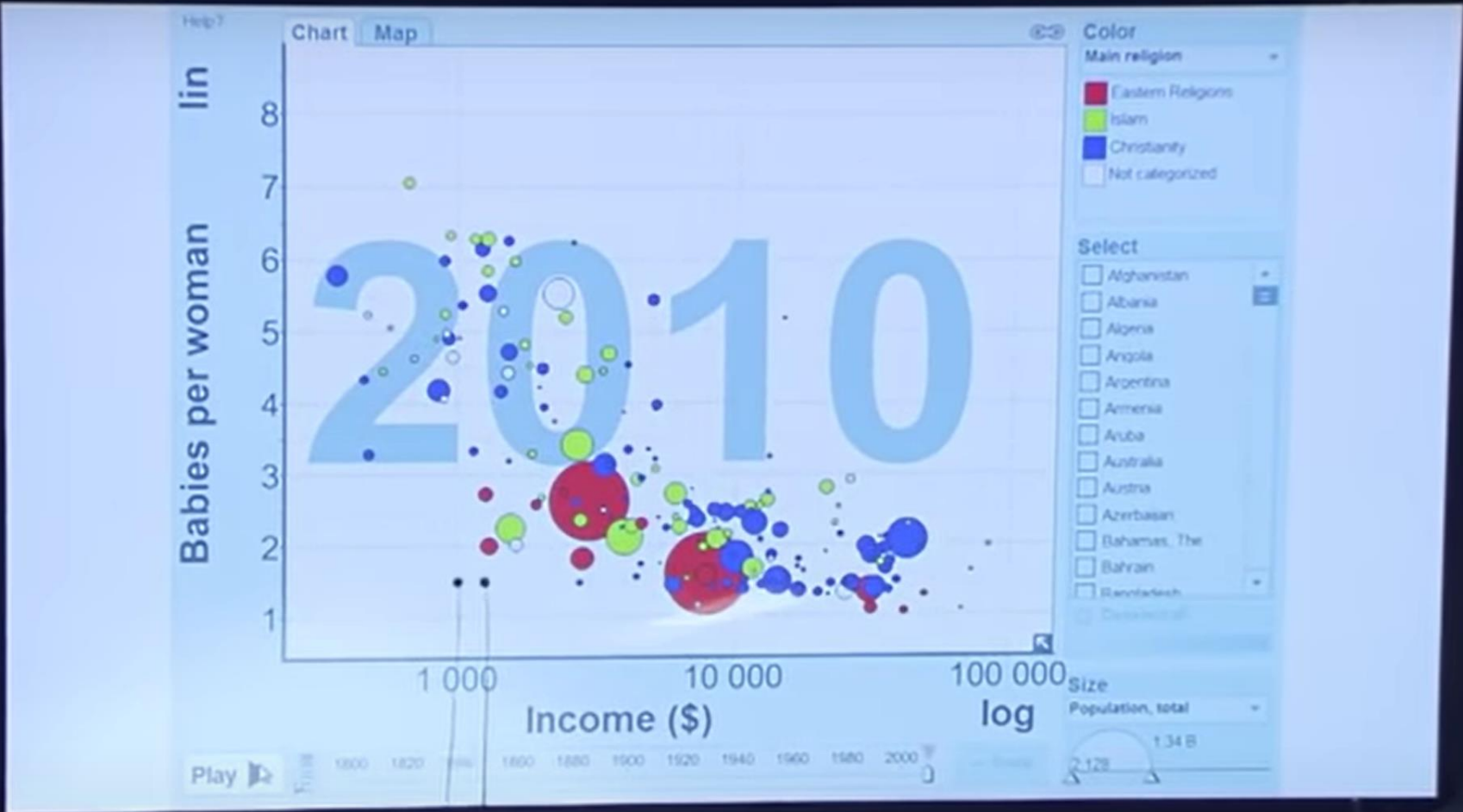
Waar gaat het heen?



TED



TED



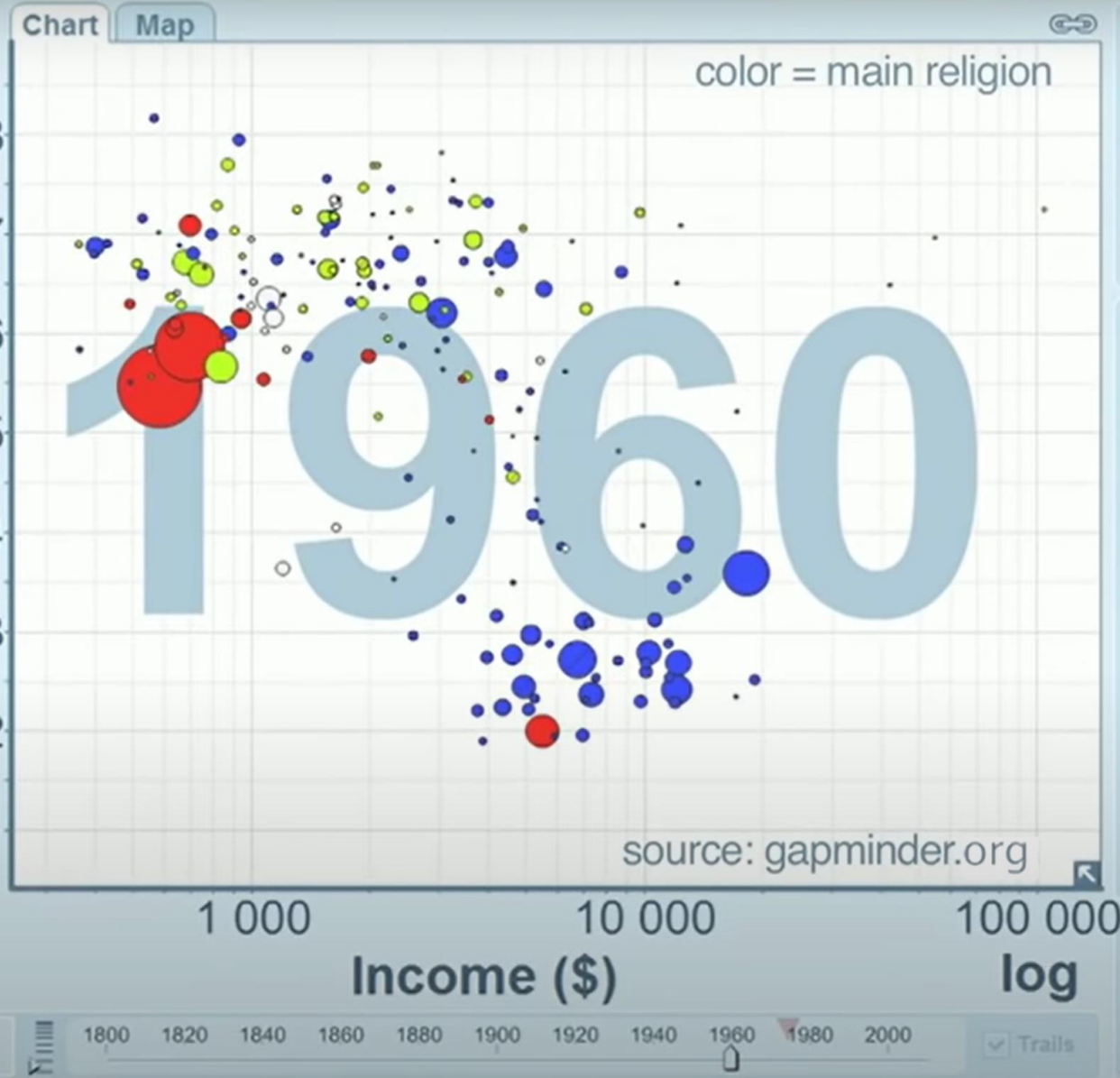
TED

Vanaf jaren '60 veel VN ontwikkelingshulp gericht op **sociale inclusiviteit**.

Aantal baby's per vrouw daalt indien:

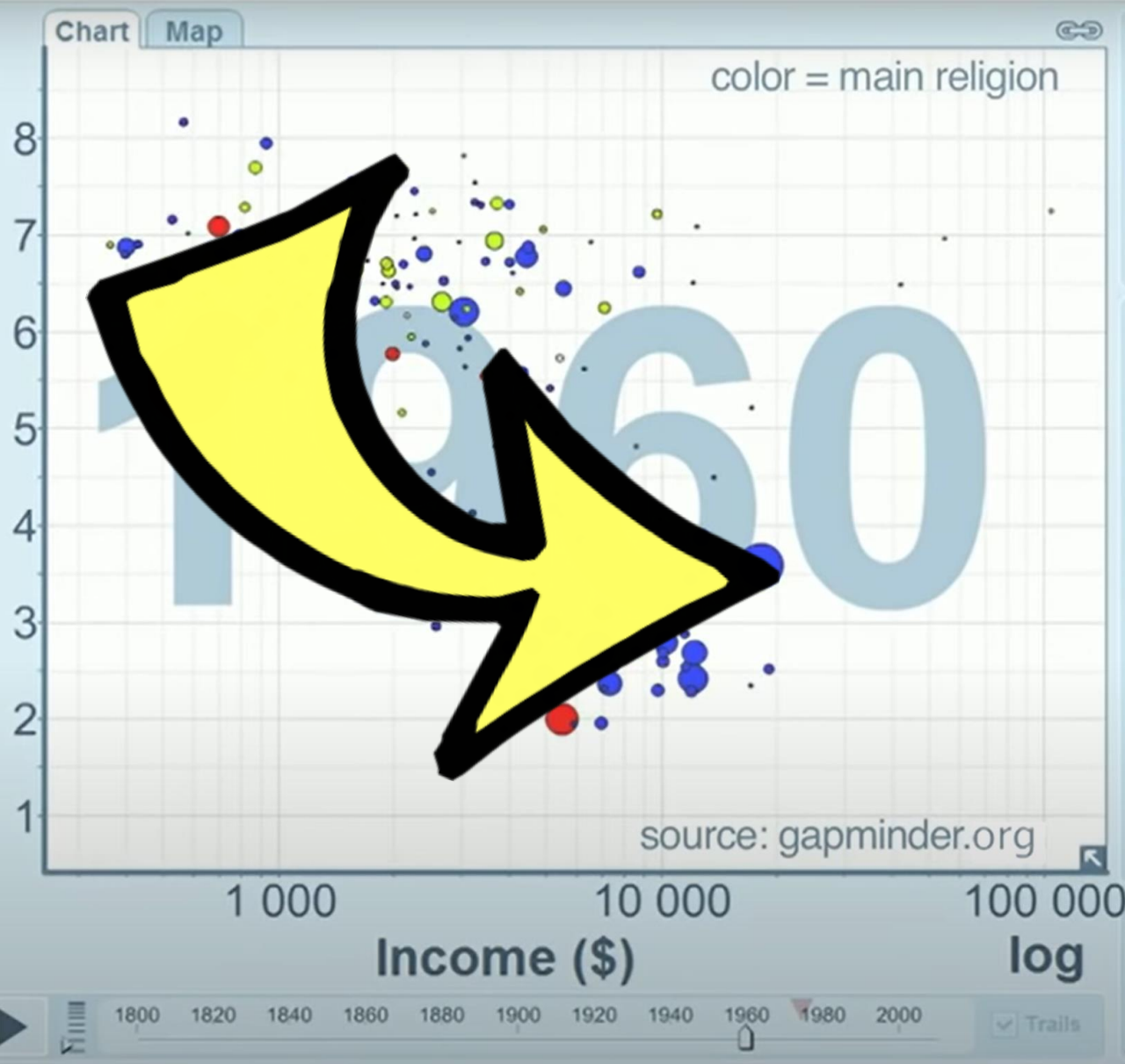
1. Kinderen een goede overlevingskans hebben
2. Bestrijding armoede zodat kinderen niet hoeven te werken
3. Vrouwen toegang hebben tot onderwijs en arbeidsmarkt
4. Gezinsplanning en anticonceptiemiddelen beschikbaar zijn

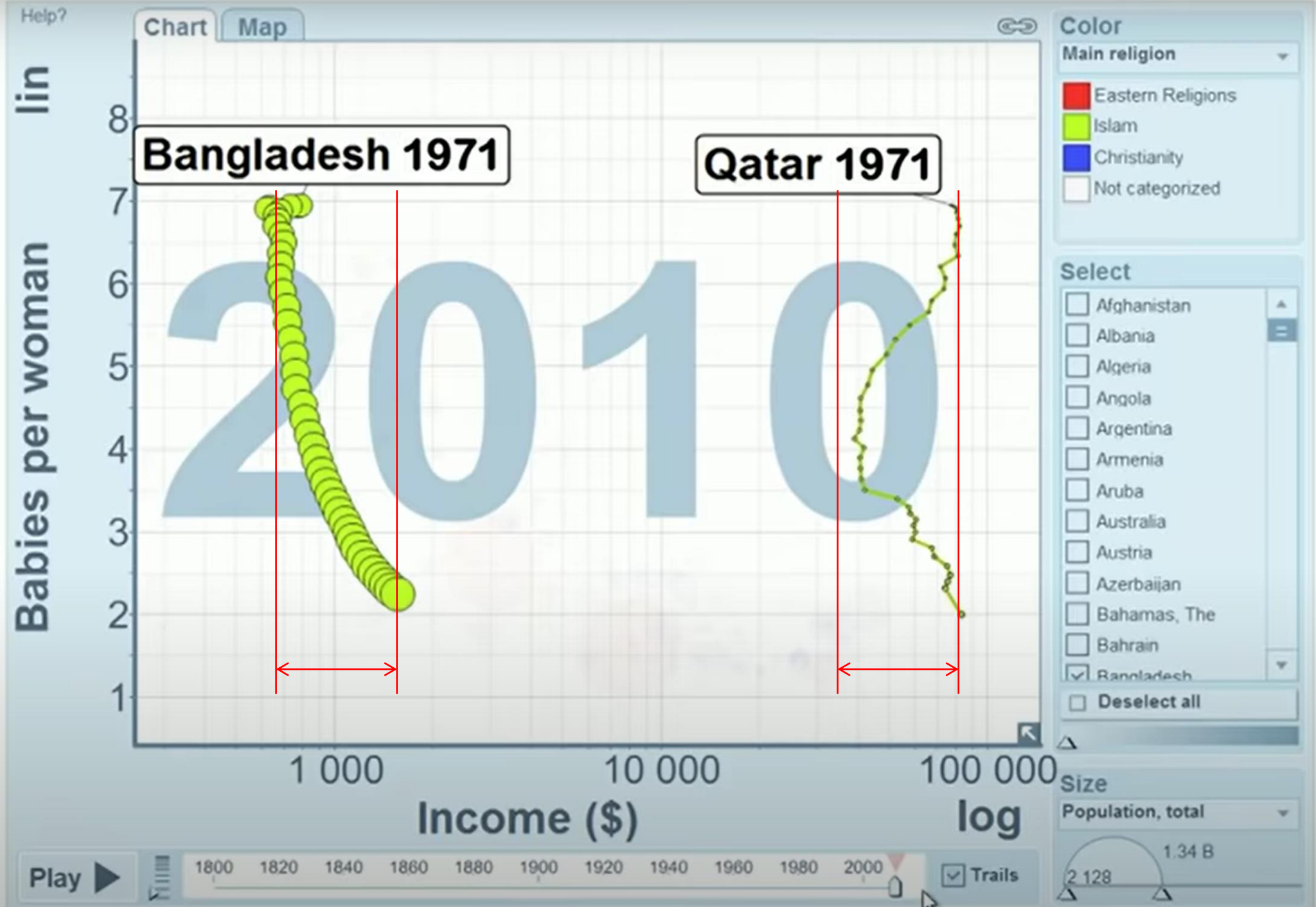
Druk op Esc om het volledige scherm te sluiten

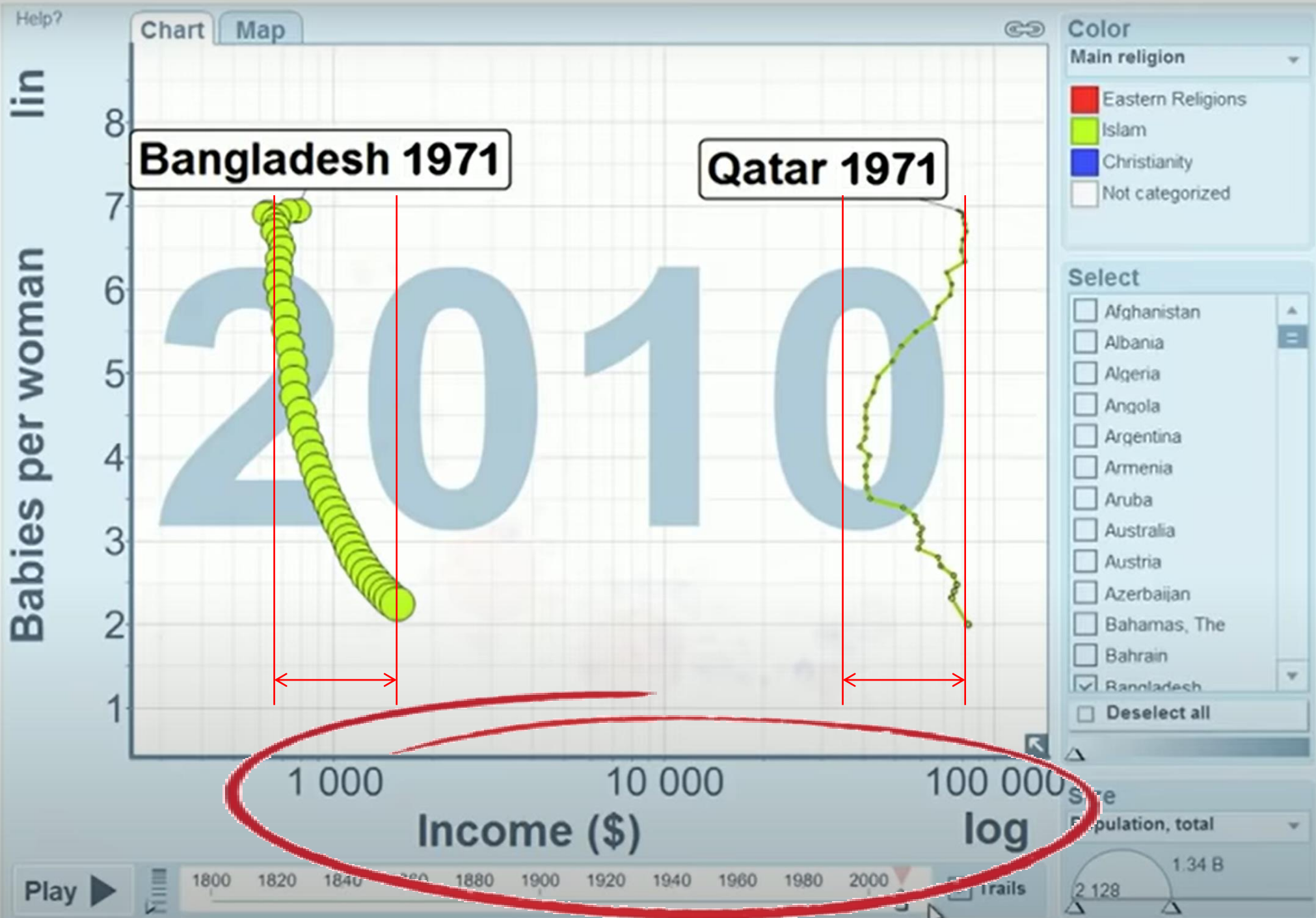




Druk op Esc om het volledige scherm te sluiten









- Verdubbelingstijd =  $70 / \%$
- Wereld economie groeit gemiddeld met 3% per jaar
- Verdubbelingstijd =  $70 / 3 = 23$  jaar en 4 maanden
- Wereldbevolking groeit iedere 15 jaar met 1,1 miljard naar 11 miljard in 2065
- In deze periode verdubbeld onze economie 2 x
- **Conclusie: over 45 jaar is onze economie bijna 4 x zo groot als vandaag**

# BOTTOM END INEQUALITY

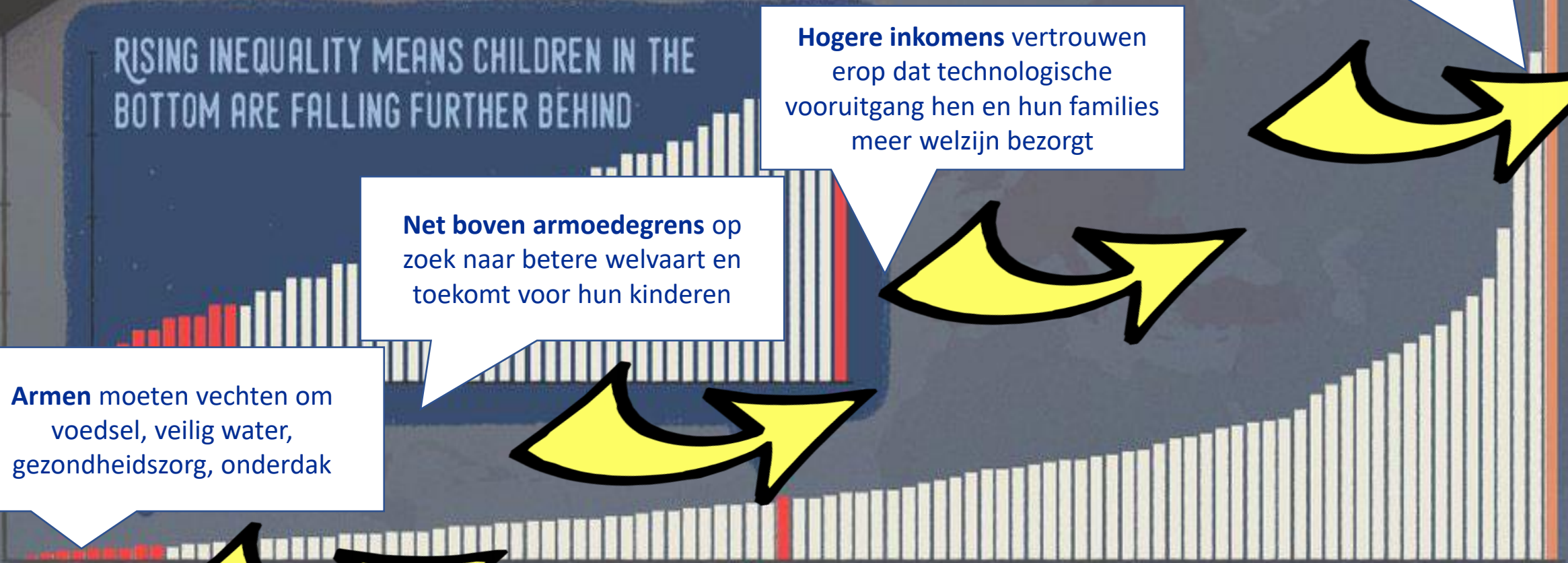

RISING INEQUALITY MEANS CHILDREN IN THE BOTTOM ARE FALLING FURTHER BEHIND

**De rijksten** zijn vooral bezig met hun ranking in de aanvoederslijst voor de rijkste der rijken

**Hogere inkomens** vertrouwen erop dat technologische vooruitgang hen en hun families meer welzijn bezorgt

**Net boven armoedegrens** op zoek naar betere welvaart en toekomst voor hun kinderen

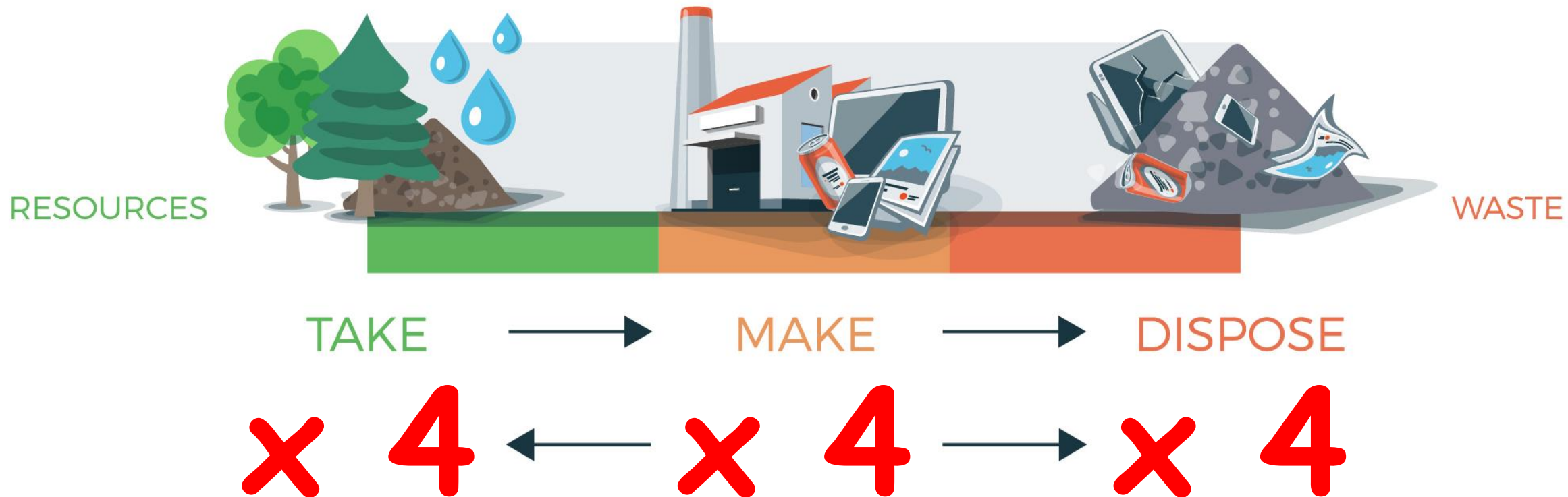
**Armen** moeten vechten om voedsel, veilig water, gezondheidszorg, onderdak



# LINEAR ECONOMY




# LINEAR ECONOMY







# The Age of Sustainable Development (Jeffrey Sachs)




1. **De wereld economie**  
van meer en lineair naar minder en circulair
2. **De mondiale sociale samenleving**  
armoede, democratie, rechtvaardigheid, vrede
3. **De fysieke omgeving van onze planeet**  
blijf binnen de planetaire grenzen
4. **Handelen van overheden, bedrijven, communities**  
ethisch

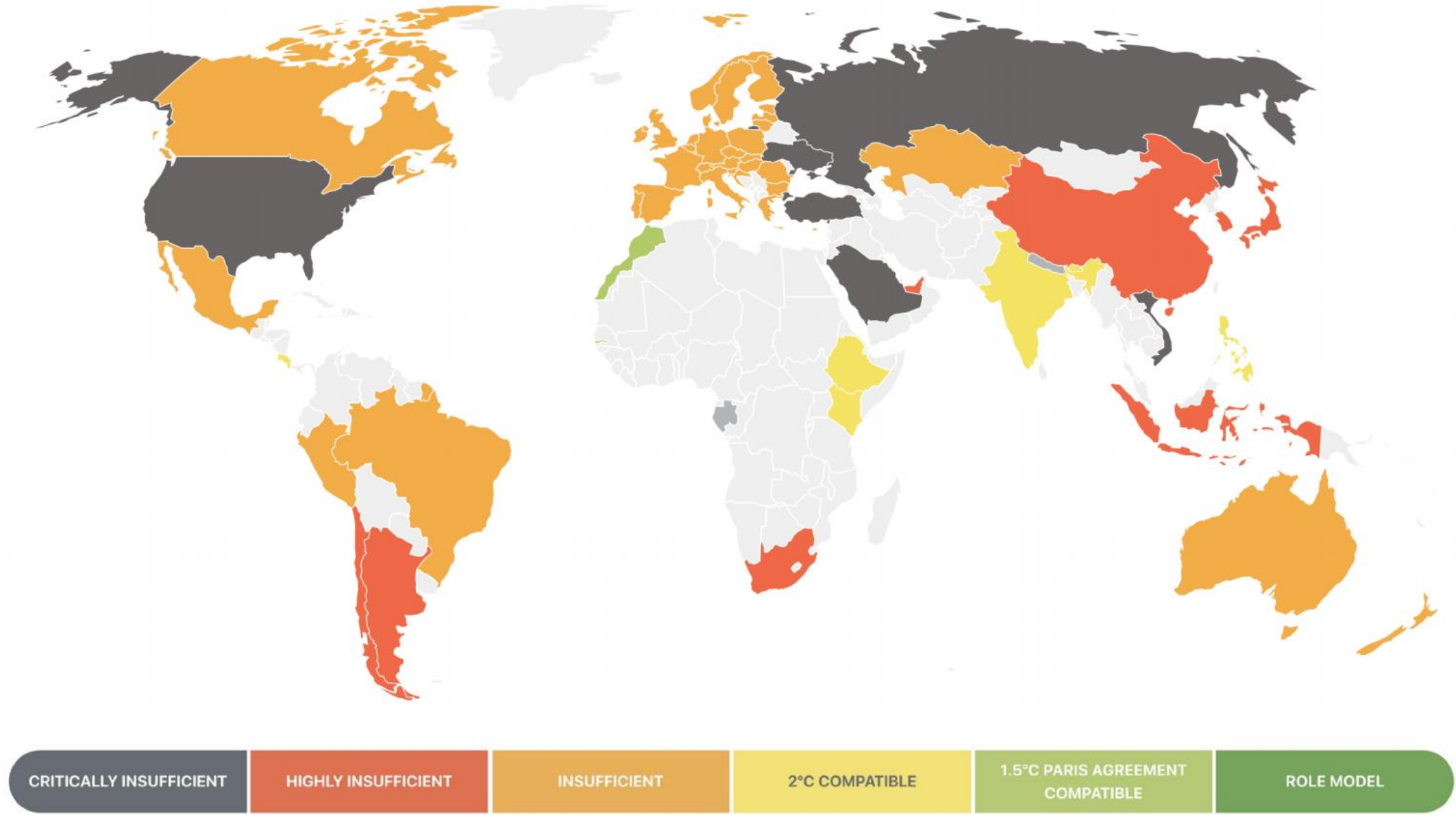
- 1987** World Commission on Environment and Development (Brundtland Commission), “Our Common Future Report”
- 1992** Earth Summit in Rio de Janeiro, “The Rio Declaration”
- 1994** Maurice Strong + Mikhail Gorbachev + NL government, “Earth Charter as a civil society initiative”
- 1997** Earth Charter Commission, “Analyze the outcomes of a world-wide consultation”
- March 1997** Rio+5 Forum, first Benchmark Draft of the Earth Charter, “document in progress”
- April 1999** Benchmark Draft II of the Earth Charter
- March 2000** UNESCO headquarters in Paris, Earth Charter Commission came to consensus on the Earth Charter
- June 2000** The Peace Palace in The Hague, The Earth Charter was later formally launched
- 2000** UN Millennium Development Goals, 8 goals
- June 2005** EC+5, Gerben van Straaten (CEO World of Walas), Earth Charter Cities manifest
- 2015** UN Sustainable Development Goals, 17 goals + Paris Agreement (< 2° C)
- Nov 2019** 40<sup>th</sup> General Conference of UNESCO, Earth Charter as an ethical framework for sustainable development






















1. **De wereld economie**  
van meer en lineair naar minder en circulair
2. **De mondiale sociale samenleving**  
armoede, democratie, rechtvaardigheid, vrede
3. **De fysieke omgeving van onze planeet**  
blijf binnen de planetaire grenzen
4. **Handelen van overheden, bedrijven, communities**  
ethisch





	Rank	Country	Score	Rank	Country	Score	Rank	Country	Score	Rank	Country	Score	
	1	Sweden	84.7	43	Greece	74.3	85	Nicaragua	68.7	126	Syrian Arab Republic	59.3	
	2	Denmark	84.6	44	Luxembourg	74.3	86	Suriname	68.4	127	Senegal	58.3	
	3	Finland	83.8	45	Uruguay	74.3	87	Barbados	68.3	128	Côte d'Ivoire	57.9	
	4	France	81.1	46	Ecuador	74.3	88	Brunei Darussalam	68.2	129	The Gambia	57.9	
	5	Germany	80.8	47	Ukraine	74.2	89	Jordan	68.1	130	Mauritania	57.7	
	6	Norway	80.8	48	China	73.9	90	Paraguay	67.7	131	Tanzania	56.6	
	7	Austria	80.7	49	Vietnam	73.8	91	Maldives	67.6	132	Rwanda	56.6	
	8	Czech Republic	80.6	50	Bosnia and Herzegovina	73.5	92	Cabo Verde	67.2	133	Cameroon	56.5	
	9	Netherlands	80.4	51	Argentina	73.2	93	Singapore	67.0	134	Pakistan	56.2	
	10	Estonia	80.1	52	Kyrgyz Republic	73.0	94	Sri Lanka	66.9	135	Congo, Rep.	55.2	
	11	Belgium	80.0	53	Brazil	72.7	95	Lebanon	66.7	136	Ethiopia	55.2	
	12	Slovenia	79.8	54	Azerbaijan	72.6	96	Nepal	65.9	137	Burkina Faso	55.2	
	13	United Kingdom	79.8	55	Cuba	72.6	97	Saudi Arabia	65.8	138	Djibouti	54.6	
	14	Ireland	79.4	56	Algeria	72.3	98	Trinidad and Tobago	65.8	139	Afghanistan	54.2	
	15	Switzerland	79.4	57	Russian Federation	71.9	99	Philippines	65.5	140	Mozambique	54.1	
	16	New Zealand	79.2	58	Georgia	71.9	100	Ghana	65.4	141	Lesotho	54.0	
	17	Japan	79.2	59	Iran, Islamic Rep.	71.8	101	Indonesia	65.3	142	Uganda	53.5	
	18	Belarus	78.8	60	Malaysia	71.8	102	Belize	65.1	143	Burundi	53.5	
	19	Croatia	78.4	61	Peru	71.8	103	Qatar	64.7	144	Eswatini	53.4	
	20	Korea, Rep.	78.3	62	North Macedonia	71.4	104	Myanmar	64.6	145	Benin	53.3	
	21	Canada	78.2	63	Tunisia	71.4	105	Honduras	64.4	146	Comoros	53.1	
	22	Spain	78.1	64	Morocco	71.3	106	Cambodia	64.4	147	Togo	52.7	
	23	Poland	78.1	65	Kazakhstan	71.1	107	Mongolia	64.0	148	Zambia	52.7	
	24	Latvia	77.7	66	Uzbekistan	71.0	108	Mauritius	63.8	149	Angola	52.6	
	25	Portugal	77.6	67	Colombia	70.9	109	Bangladesh	63.5	150	Guinea	52.5	
	26	Iceland	77.5	68	Albania	70.8	110	South Africa	63.4	151	Yemen, Rep.	52.3	
	27	Slovak Republic	77.5	69	Mexico	70.4	111	Gabon	63.4	152	Malawi	52.2	
	28	Chile	77.4	70	Turkey	70.3	112	Kuwait	63.1	153	Sierra Leone	51.9	
	29	Hungary	77.3	71	United Arab Emirates	70.3	113	Iraq	63.1	154	Haiti	51.7	
	30	Italy	77.0	72	Montenegro	70.2	114	Turkmenistan	63.0	155	Papua New Guinea	51.7	
	31	United States	76.4	73	Dominican Republic	70.2	115	São Tomé and Príncipe	62.6	156	Mali	51.4	
	32	Malta	76.0	74	Fiji	69.9	116	Lao PDR	62.1	157	Niger	50.1	
	33	Serbia	75.2	75	Armenia	69.9	117	India	61.9	158	Dem. Rep. Congo	49.7	
	34	Cyprus	75.2	76	Oman	69.7	118	Venezuela, RB	61.7	159	Sudan	49.6	
	35	Costa Rica	75.1	77	El Salvador	69.6	119	Namibia	61.6	160	Nigeria	49.3	
	36	Lithuania	75.0	78	Tajikistan	69.4	120	Guatemala	61.5	161	Madagascar	49.1	
	37	Australia	74.9	79	Bolivia	69.3	121	Botswana	61.5	162	Liberia	47.1	
	38	Romania	74.8	80	Bhutan	69.3	122	Vanuatu	60.9	163	Somalia	46.2	
	39	Bulgaria	74.8	81	Panama	69.2	123	Kenya	60.2	164	Chad	43.8	
	40	Israel	74.6	82	Bahrain	68.8	124	Guyana	59.7	165	South Sudan	43.7	
	41	Thailand	74.5	83	Egypt, Arab Rep.	68.8	125	Zimbabwe	59.5	166	Central African Republic	38.5	
	42	Moldova	74.4	84	Jamaica	68.7							

# NETHERLANDS

OECD Countries

## OVERALL PERFORMANCE

Index score



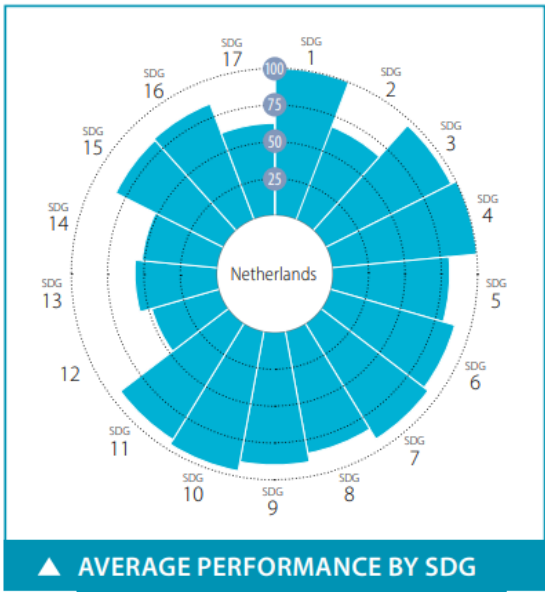
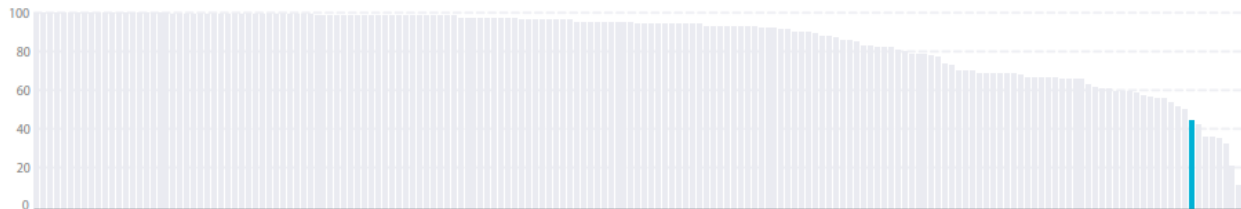
Regional average score



SDG Global rank 9 (OF 166)

## SPILLOVER INDEX

100 (best) to 0 (worst)



## CURRENT ASSESSMENT – SDG DASHBOARD




Major challenges Significant challenges Challenges remain SDG achieved Information unavailable

## SDG TRENDS



Decreasing Stagnating Moderately improving On track or maintaining SDG achievement Information unavailable

Notes: The full title of Goal 2 "Zero Hunger" is "End hunger, achieve food security and improved nutrition and promote sustainable agriculture".  
The full title of each SDG is available here: <https://sustainabledevelopment.un.org/topics/sustainabledevelopmentgoals>



**Ethiek** (Grieks: èthos, gewoonte of zedelijke handeling) of moraalwetenschap is een tak van de filosofie die zich bezighoudt met de kritische bezinning over het juiste handelen.



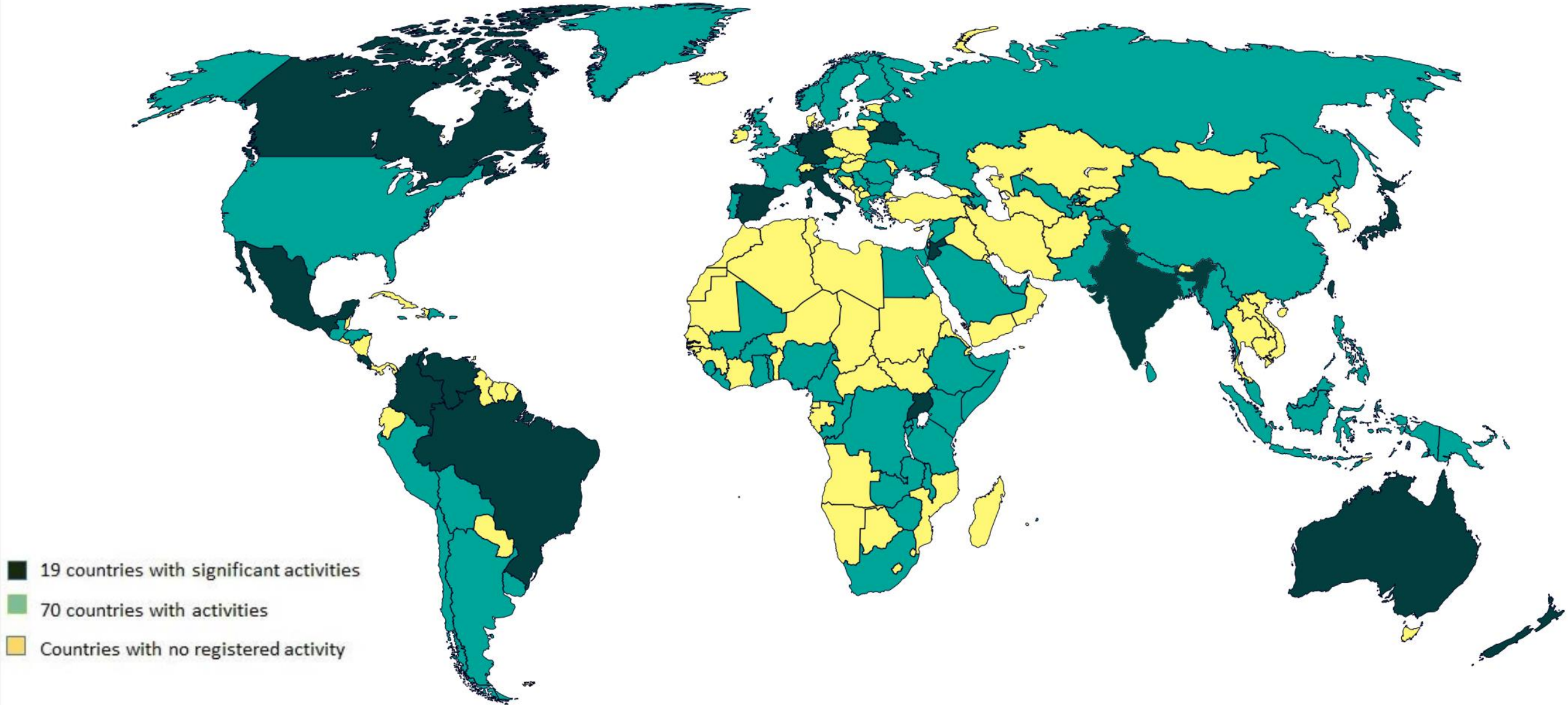
[Ethiek - Wikipedia](https://nl.wikipedia.org/wiki/Ethiek)  
<https://nl.wikipedia.org/wiki/Ethiek>

**STILSTAAN  
BIJ JE  
HANDELEN  
IS  
VOORUITGANG**

*Loesje*



# Map Global Earth Charter Movement



# MAP TING



SNAP & MAP  
EVERYDAY ACTS THAT  
CONTRIBUTE  
TO THE  
SUSTAINABLE  
DEVELOPMENT  
GOALS



created jointly by



### Bronnen en naslagwerk:

- Statistieken wereldeconomie [www.worldometers.info/gdp](http://www.worldometers.info/gdp)
- Onderzoek door NASA <https://climate.nasa.gov>
- Planetaire grenzen [www.stockholmresilience.org/research/planetary-boundaries/](http://www.stockholmresilience.org/research/planetary-boundaries/)
- Jeffrey Sachs <https://youtu.be/KET9TVAxJhg>
- SDG prestaties [www.sdgindex.org](http://www.sdgindex.org)
- Earth Charter [www.earthcharter.org](http://www.earthcharter.org)
- Maptiong [www.maptiong.org](http://www.maptiong.org)



**contact@teamwalas.com**

**EU: +31 45 206 00 00**

**CND: +1 604 681 29 71**

**dvanderven@teamwalas.com**

**LinkedIn: dirkvanderven**